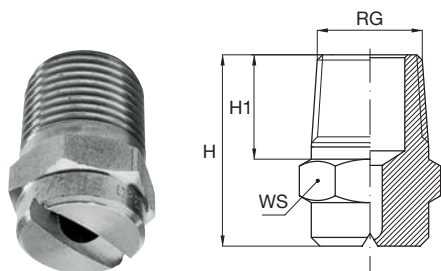


## FLAT JET NOZZLES

### J



#### STANDARD CAPACITY TYPES

The standard model flat jet nozzles are available in a very wide range of capacities, spray angles and materials. The connection thread is tapered in order to easily allow for both a tight connection and a correct spray pattern orientation. Nozzles shown on this page cover the standard capacity range from 1.5 to 47 litres per minute, delivering high impact jets with small/medium size droplets for the flat spray patterns. Capacity tables also include straight jet types, with spray angle value shown as 0°. They can be made on request out of any machineable material, in addition to the standard materials shown below.

Materials	B1	AISI 303 Stainless steel
	B3	AISI 316 Stainless steel
	T1	Brass

#### Spray angle codes

JBA	JBC	JBF	JBM	JBQ	JBU	JBW
0°	20°	30°	45°	60°	90°	120°

#### Thread size code (RG)

JA	JB	JC
1/8"	1/4"	3/8"

#### How to compose the nozzle code

The nozzles shown on this page can be supplied with seven different spray angles, whose value is indicated by the third digit in the nozzle code. Therefore, the nozzle tip code has to be identified as in the following example.

**JBQ 1780 B3**

60°

Codes for the different spray angles are listed in the table adjacent.

	JAA	JBA	JCA	Code	Capacity at different pressure values								(lpm) (bar)
					0.5	1.0	2.0	3.0	4.0	5.0	7.0	10	20
0°	•	•		<b>1153</b>	0.62	0.88	1.25	1.53	1.77	1.98	2.34	2.79	3.95
	•	•		<b>1190</b>	0.78	1.10	1.55	1.90	2.19	2.45	2.90	3.47	4.91
	•	•		<b>1233</b>	0.95	1.35	1.90	2.33	2.69	3.01	3.56	4.25	6.02
	•	•		<b>1310</b>	1.27	1.79	2.53	3.10	3.58	4.00	4.74	5.66	8.00
	•	•		<b>1385</b>	1.57	2.22	3.14	3.85	4.45	4.97	5.88	7.03	9.94
	•	•		<b>1490</b>	2.00	2.83	4.00	4.90	5.66	6.33	7.48	8.95	12.6
	•	•		<b>1581</b>	2.37	3.35	4.74	5.81	6.71	7.50	8.87	10.6	15.0
	•	•	•	<b>1780</b>	3.18	4.50	6.37	7.80	9.01	10.1	11.9	14.2	20.1
	•	•	•	<b>1980</b>	4.00	5.66	8.00	9.80	11.3	12.7	15.0	17.9	25.3
		•	•	<b>2124</b>	5.06	7.16	10.1	12.4	14.3	16.0	18.9	22.6	32.0
		•	•	<b>2153</b>	6.25	8.83	12.5	15.3	17.7	19.8	23.4	27.9	39.5
		•	•	<b>2195</b>	7.96	11.3	15.9	19.5	22.5	25.2	29.8	35.6	50.3
		•	•	<b>2245</b>	10.0	14.1	20.0	24.5	28.3	31.6	37.4	44.7	63.3
		•	•	<b>2274</b>	11.2	15.8	22.4	27.4	31.6	35.4	41.9	50.0	70.7
		•	•	<b>2310</b>	12.7	17.9	25.3	31.0	35.8	40.0	47.4	56.6	80.0
		•	•	<b>2390</b>	15.9	22.5	31.8	39.0	45.0	50.3	59.6	71.2	100
		•	•	<b>2470</b>	19.2	27.1	38.4	47.0	54.3	60.7	71.8	85.8	121


#### Dimensions and weights

Code	Size	H	H1	WS	W
	inch	mm	mm	mm	gram
<b>JA</b>	1/8	19.5	11	12	9
<b>JB</b>	1/4	22	12	14	18
<b>JC</b>	3/8	25	14	17	34

## FLAT JET NOZZLES

J

## STANDARD CAPACITY TYPES

	JAC	JBC	JCC	Code	Capacity at different pressure values								(lpm) (bar)
					0.5	1.0	2.0	3.0	4.0	5.0	7.0	10	20
20°	•			1153	0.62	0.88	1.25	1.53	1.77	1.98	2.34	2.79	3.95
	•			1190	0.78	1.10	1.55	1.90	2.19	2.45	2.90	3.47	4.91
	•			1233	0.95	1.35	1.90	2.33	2.69	3.01	3.56	4.25	6.02
	•			1310	1.27	1.79	2.53	3.10	3.58	4.00	4.74	5.66	8.00
	•	•		1385	1.57	2.22	3.14	3.85	4.45	4.97	5.88	7.03	9.94
	•	•		1490	2.00	2.83	4.00	4.90	5.66	6.33	7.48	8.95	12.6
	•	•		1581	2.37	3.35	4.74	5.81	6.71	7.50	8.87	10.6	15.0
		•	•	1780	3.18	4.50	6.37	7.80	9.01	10.1	11.9	14.2	20.1
		•	•	1980	4.00	5.66	8.00	9.80	11.3	12.7	15.0	17.9	25.3
		•	•	2124	5.06	7.16	10.1	12.4	14.3	16.0	18.9	22.6	32.0
		•	•	2153	6.25	8.83	12.5	15.3	17.7	19.8	23.4	27.9	39.5
		•	•	2195	7.96	11.3	15.9	19.5	22.5	25.2	29.8	35.6	50.3
		•	•	2245	10.0	14.1	20.0	24.5	28.3	31.6	37.4	44.7	63.3
		•	•	2274	11.2	15.8	22.4	27.4	31.6	35.4	41.9	50.0	70.7
		•	•	2310	12.7	17.9	25.3	31.0	35.8	40.0	47.4	56.6	80.0
		•	•	2390	15.9	22.5	31.8	39.0	45.0	50.3	59.6	71.2	100
		•	•	2470	19.2	27.1	38.4	47.0	54.3	60.7	71.8	85.8	121
30°	•			1153	0.62	0.88	1.25	1.53	1.77	1.98	2.34	2.79	3.95
	•			1190	0.78	1.10	1.55	1.90	2.19	2.45	2.90	3.47	4.91
	•			1233	0.95	1.35	1.90	2.33	2.69	3.01	3.56	4.25	6.02
	•	•		1310	1.27	1.79	2.53	3.10	3.58	4.00	4.74	5.66	8.00
	•	•		1385	1.57	2.22	3.14	3.85	4.45	4.97	5.88	7.03	9.94
	•	•		1490	2.00	2.83	4.00	4.90	5.66	6.33	7.48	8.95	12.6
	•	•		1581	2.37	3.35	4.74	5.81	6.71	7.50	8.87	10.6	15.0
		•		1780	3.18	4.50	6.37	7.80	9.01	10.1	11.9	14.2	20.1
		•		1980	4.00	5.66	8.00	9.80	11.3	12.7	15.0	17.9	25.3
		•		2124	5.06	7.16	10.1	12.4	14.3	16.0	18.9	22.6	32.0
		•	•	2153	6.25	8.83	12.5	15.3	17.7	19.8	23.4	27.9	39.5
		•	•	2195	7.96	11.3	15.9	19.5	22.5	25.2	29.8	35.6	50.3
		•	•	2245	10.0	14.1	20.0	24.5	28.3	31.6	37.4	44.7	63.3
			•	2274	11.2	15.8	22.4	27.4	31.6	35.4	41.9	50.0	70.7
			•	2310	12.7	17.9	25.3	31.0	35.8	40.0	47.4	56.6	80.0
			•	2390	15.9	22.5	31.8	39.0	45.0	50.3	59.6	71.2	100
			•	2470	19.2	27.1	38.4	47.0	54.3	60.7	71.8	85.8	121
45°	•			1153	0.62	0.88	1.25	1.53	1.77	1.98	2.34	2.79	3.95
	•			1190	0.78	1.10	1.55	1.90	2.19	2.45	2.90	3.47	4.91
	•			1233	0.95	1.35	1.90	2.33	2.69	3.01	3.56	4.25	6.02
	•	•		1310	1.27	1.79	2.53	3.10	3.58	4.00	4.74	5.66	8.00
	•	•		1385	1.57	2.22	3.14	3.85	4.45	4.97	5.88	7.03	9.94
	•	•		1490	2.00	2.83	4.00	4.90	5.66	6.33	7.48	8.95	12.6
	•	•		1581	2.37	3.35	4.74	5.81	6.71	7.50	8.87	10.6	15.0
		•		1780	3.18	4.50	6.37	7.80	9.01	10.1	11.9	14.2	20.1
		•	•	1980	4.00	5.66	8.00	9.80	11.3	12.7	15.0	17.9	25.3
		•	•	2124	5.06	7.16	10.1	12.4	14.3	16.0	18.9	22.6	32.0
		•	•	2153	6.25	8.83	12.5	15.3	17.7	19.8	23.4	27.9	39.5
		•	•	2195	7.96	11.3	15.9	19.5	22.5	25.2	29.8	35.6	50.3
		•	•	2245	10.0	14.1	20.0	24.5	28.3	31.6	37.4	44.7	63.3
			•	2274	11.2	15.8	22.4	27.4	31.6	35.4	41.9	50.0	70.7
			•	2310	12.7	17.9	25.3	31.0	35.8	40.0	47.4	56.6	80.0
			•	2390	15.9	22.5	31.8	39.0	45.0	50.3	59.6	71.2	100
			•	2470	19.2	27.1	38.4	47.0	54.3	60.7	71.8	85.8	121

Spray angle codes

JBA	JBC	JBF	JBM	JBQ	JBU	JBW
0°	20°	30°	45°	60°	90°	120°

Thread size code (RG)

JA	JB	JC
1/8"	1/4"	3/8"

## FLAT JET NOZZLES

### J

#### How to compose the nozzle code



The nozzles shown on this page can be supplied with seven different spray angles, whose value is indicated by the third digit in the nozzle code. Therefore, the nozzle tip code has to be identified as in the following example.

**JBQ 1780 B3**

60°

Codes for the different spray angles are listed in the table at the bottom of the page.

#### STANDARD CAPACITY TYPES

		JAQ	JBQ	JCQ	Code	Capacity at different pressure values								(lpm) (bar)
						0.5	1.0	2.0	3.0	4.0	5.0	7.0	10	20
60°		•	•		<b>1153</b>	0.62	0.88	1.25	1.53	1.77	1.98	2.34	2.79	3.95
		•	•		<b>1190</b>	0.78	1.10	1.55	1.90	2.19	2.45	2.90	3.47	4.91
		•	•		<b>1233</b>	0.95	1.35	1.90	2.33	2.69	3.01	3.56	4.25	6.02
		•	•		<b>1310</b>	1.27	1.79	2.53	3.10	3.58	4.00	4.74	5.66	8.00
		•	•		<b>1385</b>	1.57	2.22	3.14	3.85	4.45	4.97	5.88	7.03	9.94
		•	•	•	<b>1490</b>	2.00	2.83	4.00	4.90	5.66	6.33	7.48	8.95	12.6
		•	•	•	<b>1581</b>	2.37	3.35	4.74	5.81	6.71	7.50	8.87	10.6	15.0
			•	•	<b>1780</b>	3.18	4.50	6.37	7.80	9.01	10.1	11.9	14.2	20.1
			•	•	<b>1980</b>	4.00	5.66	8.00	9.80	11.3	12.7	15.0	17.9	25.3
			•	•	<b>2124</b>	5.06	7.16	10.1	12.4	14.3	16.0	18.9	22.6	32.0
			•	•	<b>2153</b>	6.25	8.83	12.5	15.3	17.7	19.8	23.4	27.9	39.5
			•	•	<b>2195</b>	7.96	11.3	15.9	19.5	22.5	25.2	29.8	35.6	50.3
			•	•	<b>2245</b>	10.0	14.1	20.0	24.5	28.3	31.6	37.4	44.7	63.3
			•	•	<b>2274</b>	11.2	15.8	22.4	27.4	31.6	35.4	41.9	50.0	70.7
				•	<b>2310</b>	12.7	17.9	25.3	31.0	35.8	40.0	47.4	56.6	80.0
				•	<b>2390</b>	15.9	22.5	31.8	39.0	45.0	50.3	59.6	71.2	100
				•	<b>2470</b>	19.2	27.1	38.4	47.0	54.3	60.7	71.8	85.8	121

	JAU	JBU	JCU	Code	0.5	1.0	2.0	3.0	4.0	5.0	7.0	10	20
90°	•			<b>1153</b>	0.62	0.88	1.25	1.53	1.77	1.98	2.34	2.79	3.95
	•			<b>1190</b>	0.78	1.10	1.55	1.90	2.19	2.45	2.90	3.47	4.91
	•			<b>1233</b>	0.95	1.35	1.90	2.33	2.69	3.01	3.56	4.25	6.02
	•	•		<b>1310</b>	1.27	1.79	2.53	3.10	3.58	4.00	4.74	5.66	8.00
	•	•		<b>1385</b>	1.57	2.22	3.14	3.85	4.45	4.97	5.88	7.03	9.94
	•	•		<b>1490</b>	2.00	2.83	4.00	4.90	5.66	6.33	7.48	8.95	12.6
	•	•	•	<b>1581</b>	2.37	3.35	4.74	5.81	6.71	7.50	8.87	10.6	15.0
	•	•	•	<b>1780</b>	3.18	4.50	6.37	7.80	9.01	10.1	11.9	14.2	20.1
		•	•	<b>1980</b>	4.00	5.66	8.00	9.80	11.3	12.7	15.0	17.9	25.3
		•	•	<b>2124</b>	5.06	7.16	10.1	12.4	14.3	16.0	18.9	22.6	32.0
		•	•	<b>2153</b>	6.25	8.83	12.5	15.3	17.7	19.8	23.4	27.9	39.5
		•	•	<b>2195</b>	7.96	11.3	15.9	19.5	22.5	25.2	29.8	35.6	50.3
		•	•	<b>2245</b>	10.0	14.1	20.0	24.5	28.3	31.6	37.4	44.7	63.3
		•	•	<b>2274</b>	11.2	15.8	22.4	27.4	31.6	35.4	41.9	50.0	70.7
			•	<b>2310</b>	12.7	17.9	25.3	31.0	35.8	40.0	47.4	56.6	80.0
			•	<b>2390</b>	15.9	22.5	31.8	39.0	45.0	50.3	59.6	71.2	100
			•	<b>2470</b>	19.2	27.1	38.4	47.0	54.3	60.7	71.8	85.8	121

	JAW	JBW	JCW	Code	0.5	1.0	2.0	3.0	4.0	5.0	7.0	10	20
120°	•			<b>1153</b>	0.62	0.88	1.25	1.53	1.77	1.98	2.34	2.79	3.95
	•			<b>1190</b>	0.78	1.10	1.55	1.90	2.19	2.45	2.90	3.47	4.91
	•	•		<b>1233</b>	0.95	1.35	1.90	2.33	2.69	3.01	3.56	4.25	6.02
	•	•		<b>1310</b>	1.27	1.79	2.53	3.10	3.58	4.00	4.74	5.66	8.00
	•	•	•	<b>1385</b>	1.57	2.22	3.14	3.85	4.45	4.97	5.88	7.03	9.94
	•	•	•	<b>1490</b>	2.00	2.83	4.00	4.90	5.66	6.33	7.48	8.95	12.6
	•	•	•	<b>1581</b>	2.37	3.35	4.74	5.81	6.71	7.50	8.87	10.6	15.0
	•	•	•	<b>1780</b>	3.18	4.50	6.37	7.80	9.01	10.1	11.9	14.2	20.1
	•	•	•	<b>1980</b>	4.00	5.66	8.00	9.80	11.3	12.7	15.0	17.9	25.3
		•	•	<b>2124</b>	5.06	7.16	10.1	12.4	14.3	16.0	18.9	22.6	32.0
		•	•	<b>2153</b>	6.25	8.83	12.5	15.3	17.7	19.8	23.4	27.9	39.5
		•	•	<b>2195</b>	7.96	11.3	15.9	19.5	22.5	25.2	29.8	35.6	50.3
		•	•	<b>2245</b>	10.0	14.1	20.0	24.5	28.3	31.6	37.4	44.7	63.3
			•	<b>2274</b>	11.2	15.8	22.4	27.4	31.6	35.4	41.9	50.0	70.7
			•	<b>2310</b>	12.7	17.9	25.3	31.0	35.8	40.0	47.4	56.6	80.0
			•	<b>2390</b>	15.9	22.5	31.8	39.0	45.0	50.3	59.6	71.2	100
			•	<b>2470</b>	19.2	27.1	38.4	47.0	54.3	60.7	71.8	85.8	121

#### Spray angle codes

JBA	JBC	JBF	JBM	JBQ	JBU	JBW
0°	20°	30°	45°	60°	90°	120°

#### Thread size code (RG)

JA	JB	JC
1/8"	1/4"	3/8"