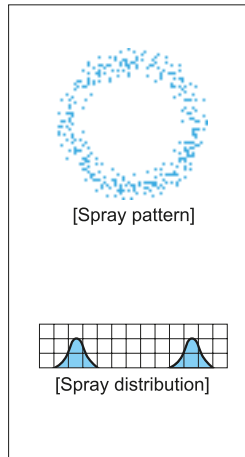



Medium Capacity Hollow Cone Spray Nozzles

AAP



[Features]

- Hollow cone spray nozzle with relatively fine atomization. Stable spray pattern at both low and high pressure.
- No-whirler design minimizes clogging.
- Spraying axis 90° from the axis of the nozzle inlet.

[Standard pressure]

0.2 MPa

[Applications]

Cleaning: Gas, air, machines, pre-painting treatment

Cooling: Gas, air handling unit, roofs, machineries, foods, warm water

Spraying: Aeration, humidification

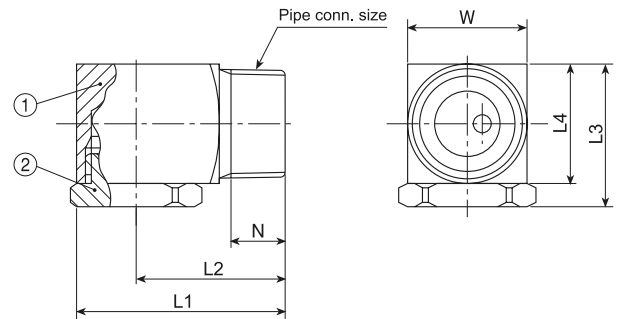
Hollow Cone

AAP series

	AAP series
Structure	<ul style="list-style-type: none"> • Comprises a nozzle body and orifice cap. • Orifice cap is screwed into the nozzle body and removable.
Material	<ul style="list-style-type: none"> • Nozzle body: S304 • Orifice cap: S303 • Optional material: S316 or S316L

Pipe conn. size	Dimensions (mm)						Mass (g)
	L1	L2	L3	L4	W	N	
R1/4	32	23	20.5	16	16	10.5	49
R3/8	36	26	23.5	19	19	11	72
R1/2	46	33.5	31	25	25	14	160

[Note] Appearance and dimensions may differ slightly depending on materials and nozzle codes.



① Nozzle body (S304) ② Orifice cap

Spray capacity code	Pipe conn. size			Spray angle (°)			Spray capacity (ℓ/min)							Mean droplet diameter (μm)	Free passage diameter (mm)
	R1/4	R3/8	R1/2	0.05 MPa	0.2 MPa	0.5 MPa	0.03 MPa	0.05 MPa	0.1 MPa	0.15 MPa	0.2 MPa	0.3 MPa	0.5 MPa		
01	○			71	75	77	0.40	0.51	0.72	0.87	1.00	1.22	1.55	260	2.0
02	○			71	75	77	0.80	1.03	1.43	1.74	2.00	2.43	3.11		2.5
03	○			71	75	77	1.21	1.54	2.15	2.61	3.00	3.65	4.66	}	3.2
04	○			76	80	82	1.61	2.05	2.87	3.48	4.00	4.86	6.21		3.7
05	○			76	80	82	2.01	2.57	3.58	4.35	5.00	6.08	7.77	500	4.3
06		○		76	80	82	2.41	3.08	4.30	5.22	6.00	7.29	9.32	470	4.8
07		○		76	80	82	2.81	3.59	5.02	6.10	7.00	8.51	10.9		5.0
08		○		76	80	82	3.21	4.11	5.73	6.97	8.00	9.72	12.4	}	5.5
10		○		76	80	83	4.02	5.14	7.17	8.71	10.0	12.2	15.5		5.8
12		○		76	80	83	4.82	6.16	8.60	10.4	12.0	14.6	18.6	650	6.2
14			○	76	80	83	5.62	7.19	10.0	12.2	14.0	17.0	21.7	580	6.8
18			○	76	80	83	7.23	9.24	12.9	15.7	18.0	21.9	28.0	}	7.5
23			○	76	80	83	9.24	11.8	16.5	20.0	23.0	28.0	35.7	800	8.0

How to order

Please inquire or order for a specific nozzle using this coding system.

〈Example〉 1/4M AAP 01 S303

1/4M AAP 01 S303

Pipe conn. size*	Spray capacity code
1/4M	01
3/8M	}
1/2M	23

*"M" indicates male thread ("R" of the ISO standard) and "F" indicates female thread ("Rc" of the ISO standard), e.g. 1/4M = R1/4".